

# Human CD27/TNFRSF7 Protein

Cat. No. CD2-HM227

## Description

<b>Source</b>	Recombinant Human CD27/TNFRSF7 Protein is expressed from HEK293 with hFc tag at the C-Terminus. It contains Thr21-Ile192.
<b>Accession</b>	P26842
<b>Molecular Weight</b>	The protein has a predicted MW of 46.2 kDa. Due to glycosylation, the protein migrates to 60-75 kDa based on Tris-Bis PAGE result.
<b>Endotoxin</b>	Less than 1EU per $\mu\text{g}$ by the LAL method.
<b>Purity</b>	> 95% as determined by Tris-Bis PAGE > 95% as determined by HPLC

## Formulation and Storage

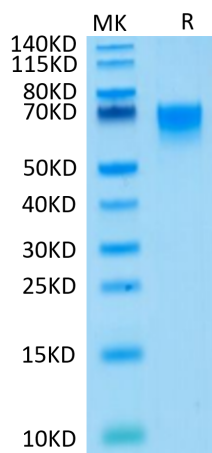
<b>Formulation</b>	Lyophilized from 0.22 $\mu\text{m}$ filtered solution in PBS (pH 7.4). Normally 8% trehalose is added as protectant before lyophilization.
<b>Reconstitution</b>	Centrifuge the tube before opening. Reconstituting to a concentration more than 100 $\mu\text{g}/\text{ml}$ is recommended. Dissolve the lyophilized protein in distilled water.
<b>Storage</b>	-20 to -80°C for 12 months as supplied from date of receipt. -20 to -80°C for 3-6 months in unopened state after reconstitution. 2-8°C for 2-7 days after reconstitution. Recommend to aliquot the protein into smaller quantities for optimal storage. Please minimize freeze-thaw cycles.

## Background

CD27, also known as TNFRSF7, is an approximately 55 kDa transmembrane protein in the TNF receptor superfamily. It functions as a costimulatory molecule that supports lymphocyte activation and survival. It binds to ligand CD70, and plays a key role in regulating B-cell activation and immunoglobulin synthesis.

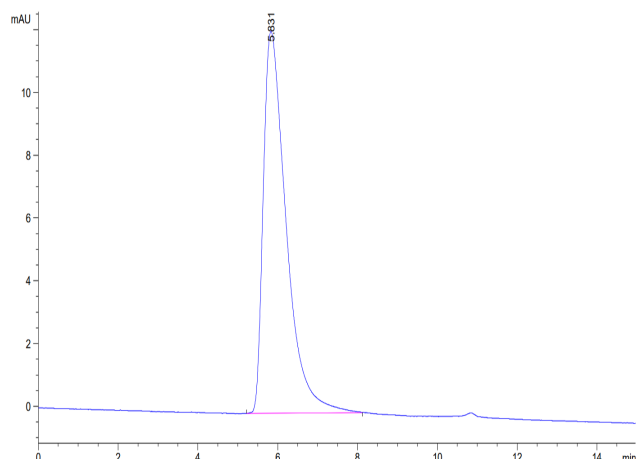
## Assay Data

### Tris-Bis PAGE



Human CD27/TNFRSF7 on Tris-Bis PAGE under reduced condition. The purity is greater than 95%.

### SEC-HPLC



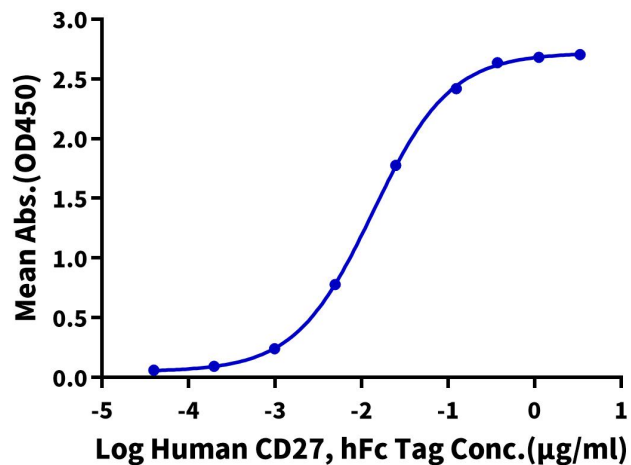
The purity of Human CD27 is greater than 95% as determined by SEC-HPLC.

Assay Data

ELISA Data

**Human CD27, hFc Tag ELISA**

0.2µg Human CD27 Ligand Trimer, His Tag Per Well



Immobilized Human CD27 Ligand Trimer, His Tag at 2µg/ml (100µl/Well) on the plate. Dose response curve for Human CD27, hFc Tag with the EC50 of 13.5ng/ml determined by ELISA.